

CADDY[®]

SEISMIC SWAY BRACING



ERICO[®]

SEISMIC SWAY BRACING

SWAY BRACE TP220

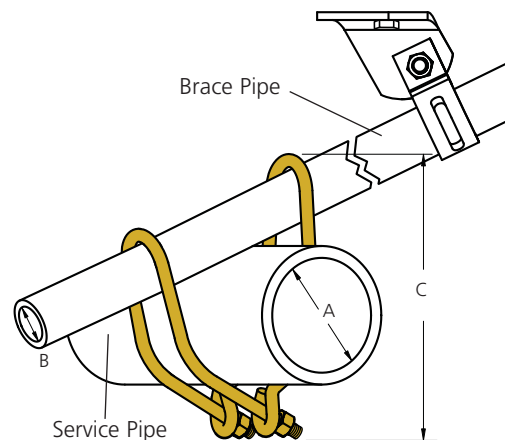
Quick Clamp Lateral Sway Brace Pipe Attachment

- Used for laterally bracing pipe in seismic sway events
- Size Range: 1-1/4" thru 8" service pipe
- For use with Schedule 10 and 40 brace pipe
- Slotted design grabs brace pipe for robust gripping strength
- Snap off nut design for easy installation inspection at the recommended torque
- UL® Listed for lateral bracing for 1-1/4" to 5" service pipe with SCH40, 1" to 4" service pipe with SCH10
- Complies with NFPA® 13
- Easy to install
- Finish: Electro-zinc galvanized (EG listed below) or Plain (PL) finish also available



N ^o	A (Service Pipe Size) (in)	B (Brace Pipe Size) (in)	C (in)
TP2201000125EG	1-1/4	1	4-13/16
TP2201000150EG	1-1/2	1	5-1/8
TP2201000200EG	2	1	5-5/16
TP2201000250EG	2-1/2	1	6-1/2
TP2201000300EG	3	1	7-1/4
TP2201000400EG	4	1	8-1/8
TP2201000500EG	5	1	8-5/8
TP2201000600EG*	6	1	10
TP2201000800EG*	8	1	11-3/4
TP2201250125EG	1-1/4	1-1/4	5-1/4
TP2201250150EG	1-1/2	1-1/4	5-1/2
TP2201250200EG	2	1-1/4	6
TP2201250250EG	2-1/2	1-1/4	6-1/2
TP2201250300EG	3	1-1/4	7-1/4
TP2201250400EG	4	1-1/4	8-5/16
TP2201250500EG	5	1-1/4	9-1/4
TP2201250600EG*	6	1-1/4	10-1/2
TP2201250800EG*	8	1-1/4	12

*Not Listed



SEISMIC SWAY BRACING

TP225 & TP225G SEISMIC STRUCTURAL ATTACHMENT

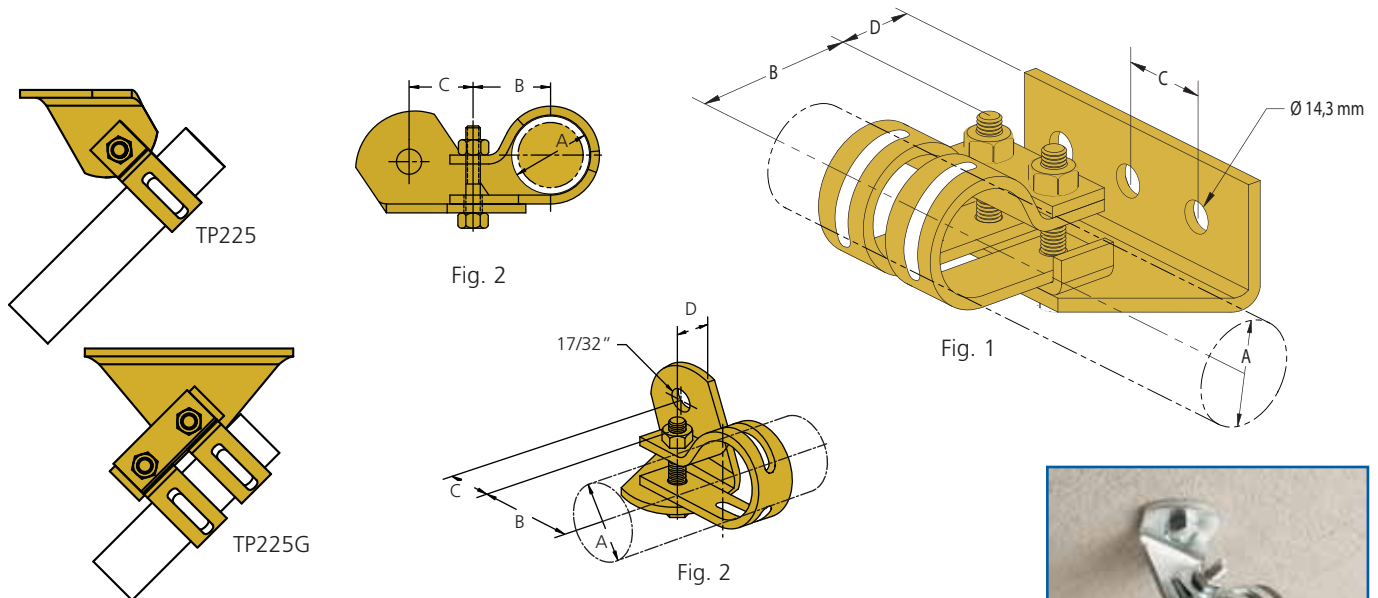
Quick End Structural Attachment Clamp for Seismic Sway Bracing

- Used to attach bracing pipe to structure for lateral and/or longitudinal sway bracing
- Slotted design grabs brace pipe for robust gripping strength
- Bracing pipe size range: 1" and 1-1/4"
- For use with Schedule 10 and 40 brace pipe
- UL® Listed for bracing 1" to 8" service pipe
- Complies with NFPA® 13
- Easy to install
- Finish: Electro-zinc galvanized (EG listed below) or Plain (PL) finish also available



Nº	Fig. No.	A (Brace Pipe Size) (in)	Recommended Service Pipe Size (in)	B (in)	C (in)	D (in)
TP225G100EG*	1	1	4 to 8	1-3/8	1-1/4	1-1/4
TP225G125EG*	1	1-1/4	4 to 8	1-5/8	1-1/4	1-1/4
TP225100EG	2	1	1 to 3-1/2	1-3/8	1-3/8	1-1/8
TP225125EG	2	1-1/4	1 to 3-1/2	1-5/8	1-3/8	1-1/8

*Heavy Duty Assembly



SEISMIC SWAY BRACING

TP230 & TP230G SEISMIC PIPE ATTACHMENT

Quick In-line Lateral & Longitudinal Sway Brace Clamp

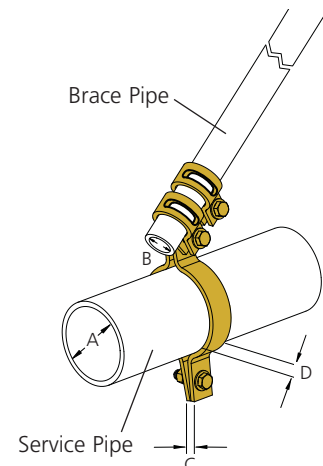


- Used to attach bracing pipe to service pipe for lateral and/or longitudinal sway bracing
- Slotted design grabs brace pipe for robust gripping strength
- Bracing pipe size range: 1" and 1-1/4"
- For use with Schedule 10 and 40 brace pipe
- UL® Listed for bracing 2" to 8" service pipe, TP230 2"-3", TP230G 4"-8"
- Complies with NFPA® 13
- Easy to install
- Finish: Electro-zinc galvanized (EG listed below) or Plain (PL) finish also available



Nº	A (Service Pipe Size) (in)	B (Brace Pipe Size) (in)	C (Service Pipe Clamp Thickness) (in)	D (Service Pipe Clamp Width) (in)
TP2301000100EG	1	1	3/16	1
TP2301000125EG	1-1/4	1	3/16	1
TP2301000150EG	1-1/2	1	3/16	1
TP2301000200EG	2	1	3/16	1
TP2301000250EG	2-1/2	1	3/16	1
TP2301000300EG	3	1	3/16	1
TP2301250125EG	1-1/4	1-1/4	3/16	1
TP2301250150EG	1-1/2	1-1/4	3/16	1
TP2301250200EG	2	1-1/4	3/16	1
TP2301250250EG	2-1/2	1-1/4	3/16	1
TP2301250300EG	3	1-1/4	3/16	1
TP230G1000400EG*	4	1	3/16	1
TP230G1000500EG*	5	1	3/16	2
TP230G1000600EG*	6	1	3/16	2
TP230G1000800EG*	8	1	1/4	2
TP230G1250400EG*	4	1-1/4	3/16	1
TP230G1250500EG*	5	1-1/4	3/16	2
TP230G1250600EG*	6	1-1/4	3/16	2
TP230G1250800EG*	8	1-1/4	1/4	2

*Heavy Duty Assembly



SEISMIC SWAY BRACING

SWAY BRACING SB55



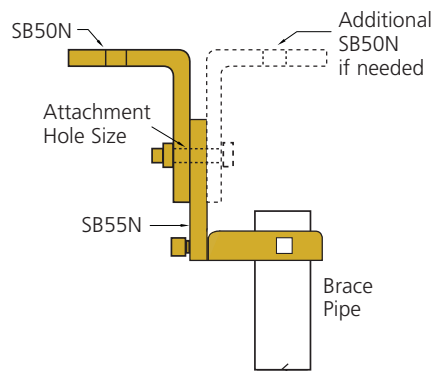
SB55N Easy Attach Sway Brace



- Lateral and longitudinal sway bracing attachments
- cULus® Listed
- Complies with NFPA® 13
- Set screw torque in the brace attachment is 160 in-lbs
- Structural attachment bracket (SB50N) included with SB55N, additional SB50N attachments can be ordered separately for added attachment strength
- For use with ERIC 16 – 450 Pipe Clamp
- Finish: Electro-zinc plated (EG) and Plain (PL) finish

Nº	Description	Brace Pipe Size (in)	Finish	Sprinkler Pipe Size to be Braced (in)	Working Load (lbs)	Max. Rec. Torque Value for Bolts (ft lbs)	Attachment Hole Size (in)
SB55N1000037EG	Sway brace clamp, 3/8 x 1	1	EG	1 to 2-1/2	400	20	3/8
SB55N1000037PL	Sway brace clamp, 3/8 x 1	1	Plain	1 to 2-1/2	400	20	3/8
SB55N1000050EG	Sway brace clamp, 1/2 x 1	1	EG	1 to 3-1/2	600	50	1/2
SB55N1000050PL	Sway brace clamp, 1/2 x 1	1	Plain	1 to 3-1/2	600	50	1/2
SB55N1000062EG	Sway brace clamp, 5/8 x 1	1	EG	1 to 4	700	90	5/8
SB55N1000062PL	Sway brace clamp, 5/8 x 1	1	Plain	1 to 4	700	90	5/8
SB55N1250037EG	Sway brace clamp, 3/8 x 1.25	1-1/4	EG	1 to 2-1/2	400	20	3/8
SB55N1250037PL	Sway brace clamp, 3/8 x 1.25	1-1/4	Plain	1 to 2-1/2	400	20	3/8
SB55N1250050EG	Sway brace clamp, 1/2 x 1.25	1-1/4	EG	1 to 3-1/2	600	50	1/2
SB55N1250050PL	Sway brace clamp, 1/2 x 1.25	1-1/4	Plain	1 to 3-1/2	600	50	1/2
SB55N1250062EG	Sway brace clamp, 5/8 x 1.25	1-1/4	EG	1 to 4	700	90	5/8
SB55N1250062PL	Sway brace clamp, 5/8 x 1.25	1-1/4	Plain	1 to 4	700	90	5/8

Nº	Attachment Hole Size (in)	Finish
SB50N038EG	3/8	EG
SB50N050EG	1/2	EG
SB50N062EG	5/8	EG
SB50N038PL	3/8	Plain
SB50N050PL	1/2	Plain
SB50N062PL	5/8	Plain



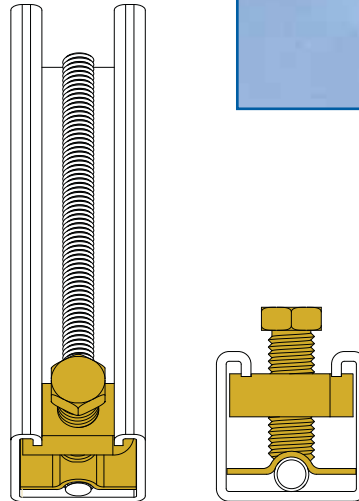
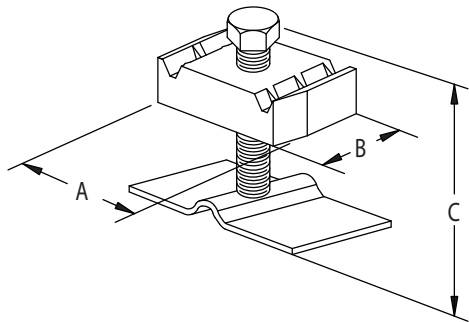

SEISMIC SWAY BRACING

VERTICAL ROD STIFFENER VS

Threaded Rod Support

- Size Range: 1/2" rod size
- Fits 'A', 'B', 'D', and 'E' channels
- Finish: Electro-zinc plated (EG)

N ^o	Thread Size	A (in)	B (in)	C (in)
VS0050EG	1/2 to 13	1-3/8	13/16	1-5/8



UL® LISTING & TESTED WORKING LOAD CHART FOR CADDY® BRAND OF SWAY BRACES*

Pipe Size (in)	Working Load Per U.L. 203A	Model TP220	Model TP225	Model TP225G	Model TP230	Model TP230G	Model TP235	Model TP240
2	380	LISTED	LISTED	LISTED	LISTED	NOT LISTED	LISTED	LISTED
2-1/2	395	LISTED	LISTED	LISTED	LISTED	NOT LISTED	LISTED	LISTED
3	435	LISTED	LISTED	LISTED	LISTED	NOT LISTED	LISTED	LISTED
3-1/2	540	LISTED	LISTED	LISTED	NOT LISTED	LISTED	LISTED	LISTED
4	655	LISTED**	LISTED	LISTED	NOT LISTED	LISTED	LISTED	LISTED
5	935	LISTED	LISTED	LISTED	NOT LISTED	LISTED	LISTED	LISTED
6	1265	NOT LISTED	NOT LISTED	LISTED	NOT LISTED	LISTED	LISTED	NOT LISTED
8	2015	NOT LISTED	NOT LISTED	LISTED	NOT LISTED	LISTED	LISTED	NOT LISTED

*See website for latest updates at www.erico.com ** TP220 list only through 4" pipe for schedule 10 pipe

1. Sway Braces from ERICO® are UL® tested and Listed for use with ASTM® schedule 10 and 40 brace pipe
2. Sway Braces from ERICO meet the full UL rated load when used with 1" or 1-1/4" schedule 40 brace pipe
3. Sway Braces from ERICO meet the UL requirement that lateral braces must support a load equal to 1-1/2 times the working load without slippage. Actual working load capacity can be more than UL203A above. See our rated loads on the UL website.



SEISMIC SWAY BRACING

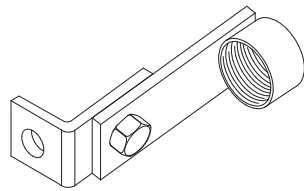
SWAY BRACE TP280

Threaded Sway Brace Fitting

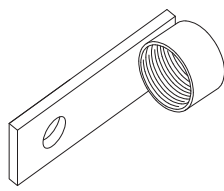
- Size Range: 1" pipe
- Used with Models: #400, #450, #610, and any length of 1" pipe to restrain pipe from swaying during an earthquake
- Finish: Electro-zinc plated (EG)

NOTE: Plain (PL) finish available by special order

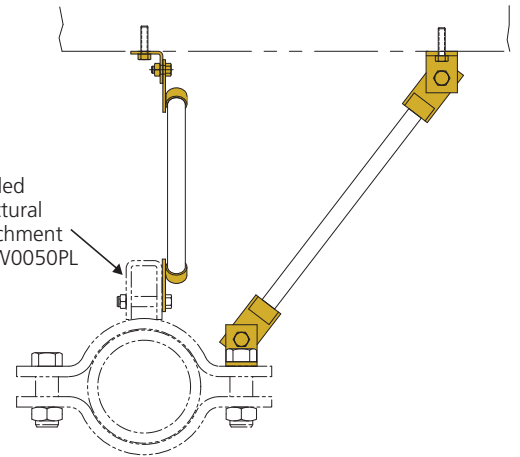
Nº	Pipe Size (in)	Style
TP2800100EG	1	AB
TP280P0100EG	1	A



Style AB



Style A



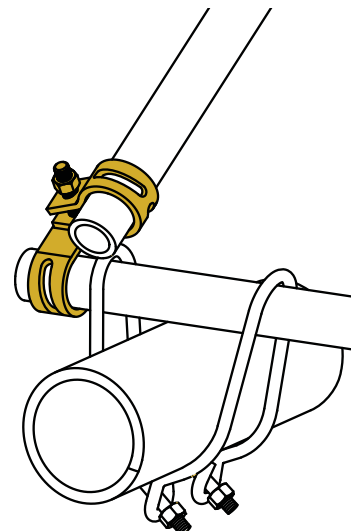
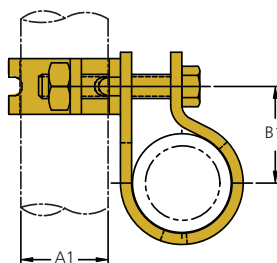
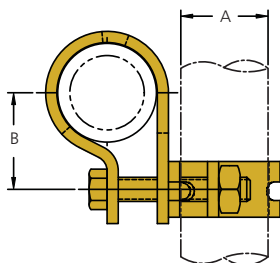
SWAY BRACE TP240

Quick 4-way Longitudinal Sway Brace Clamp

- Size Range: 1" and 1-1/4" bracing pipe
- Used for longitudinally bracing lateral sway bracing against sway disturbance
- Complies with NFPA® 13
- Also used for riser bracing
- Finish: Electro-zinc plated (EG)

NOTE: Also available in Plain (PL) finish

Nº	A (Brace Pipe Size) (in) A x A1	B (in)	B1 (in)
TP2401000100EG	1 x 1	1-3/8	1-3/8
TP2401250125EG	1-1/4 x 1-1/4	1-3/8	1-5/8



SEISMIC SWAY BRACING

SWAY BRACE TP235

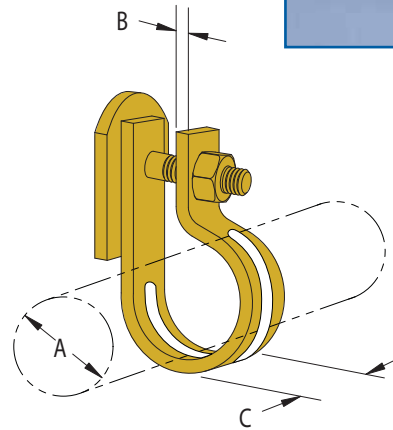
Quick Tab Welded Longitudinal Sway Brace Fitting

- Size Range: 1" and 1-1/4" bracing pipe
- Used for longitudinally bracing piping against sway when welding is an option
- Complies with NFPA® 13
- Finish: Electro-zinc plated (EG)

NOTE: Also available in Plain (PL) finish



Nº	A (Brace Pipe Size) (in) A x A1	B (in)	C (in)
TP235100EG	1	3/16	1
TP235125EG	1-1/4	3/16	1



SWAY BRACING ADAPTER PLATE TP225A

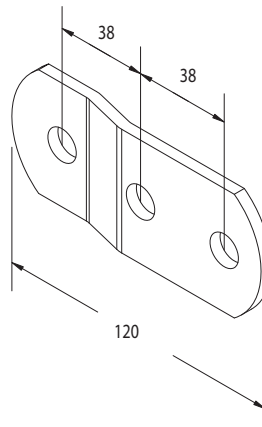
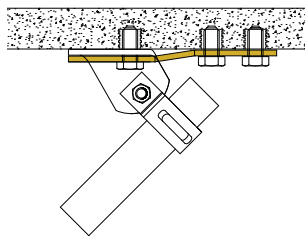
Quick Loader Adapter Plate

- Allows TP225 to be attached with two or three attachment bolts
- Finish: Electro-zinc plated (EG)
- Complies with NFPA® 13

NOTE: Also available in Plain (PL) finish



Nº
TP225A000EG



NFPA is a registered trademark of the National Fire Protection Association
UL is a registered trademark of the Underwriters Laboratories, Inc.

WARNING

ERICO products shall be installed and used only as indicated in ERICO's product instruction sheets and training materials. Instruction sheets are available at www.erico.com and from your ERICO customer service representative. Improper installation, misuse, misapplication or other failure to completely follow ERICO's instructions and warnings may cause product malfunction, property damage, serious bodily injury and death.

WARRANTY

ERICO products are warranted to be free from defects in material and workmanship at the time of shipment. NO OTHER WARRANTY, WHETHER EXPRESS OR IMPLIED (INCLUDING ANY WARRANTY OF MERCHANTABILITY OR FITNESS FOR A PARTICULAR PURPOSE), SHALL EXIST IN CONNECTION WITH THE SALE OR USE OF ANY ERICO PRODUCTS. Claims for errors, shortages, defects or nonconformities ascertainable upon inspection must be made in writing within 5 days after Buyer's receipt of products. All other claims must be made in writing to ERICO within 6 months from the date of shipment or transport. Products claimed to be nonconforming or defective must, upon ERICO's prior written approval in accordance with its standard terms and procedures governing returns, promptly be returned to ERICO for inspection. Claims not made as provided above and within the applicable time period will be barred. ERICO shall in no event be responsible if the products have not been stored or used in accordance with its specifications and recommended procedures. ERICO will, at its option, either repair or replace nonconforming or defective products for which it is responsible or return the purchase price to the Buyer. THE FOREGOING STATES BUYER'S EXCLUSIVE REMEDY FOR ANY BREACH OF ERICO WARRANTY AND FOR ANY CLAIM, WHETHER SOUNDING IN CONTRACT, TORT OR NEGLIGENCE, FOR LOSS OR INJURY CAUSED BY THE SALE OR USE OF ANY PRODUCT.

LIMITATION OF LIABILITY

ERICO excludes all liability except such liability that is directly attributable to the willful or gross negligence of ERICO's employees. Should ERICO be held liable its liability shall in no event exceed the total purchase price under the contract. ERICO SHALL IN NO EVENT BE RESPONSIBLE FOR ANY LOSS OF BUSINESS OR PROFITS, DOWNTIME OR DELAY, LABOR, REPAIR OR MATERIAL COSTS OR ANY SIMILAR OR DISSIMILAR CONSEQUENTIAL LOSS OR DAMAGE INCURRED BY BUYER

United States
Phone: 800-333-0852
Fax: 800-677-5403
www.erico.com

Europe
Phone: 00-800-5000-1000
Fax: 00-800-6000-1090

Asia
Phone: 61-2-9751-8500
Fax: 61-2-9475-5334

ERICO®
M759B-WWEN M1059LT07WWEN 012.5M8